

| REVISIONS | | |
|-----------|-----------|-------------|
| REV | DATE | DESCRIPTION |
| 000 | 2/20/2011 | |

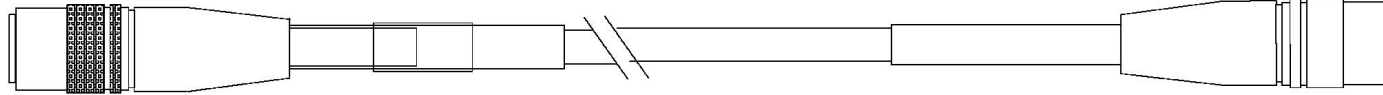
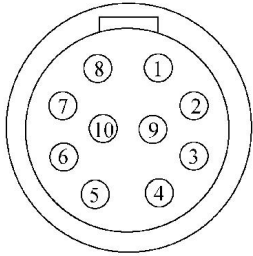
| PARTS LIST | | | |
|------------|------|----------|-------------|
| ITEM | QUAN | PART NUM | DESCRIPTION |
| | | | |

- 1 ----> 1 (RED/WHT WIRE = POWER +5VDC)
- 2 ----> 2 (GREEN/WHT WIRE = BEEPTTL)
- 3 ----> 3 (WHITE = ANALOG SIGNAL)
- 4 ----> 4 (BLACK/WHT = GROUND)
- 5 ----> 5 (ORG/WHT = PLAY VCHIP)
- 6 ----> 6 (BLU/WHT = BEEP PITCH CHANGE)
- 7 ----> 7 (YEL/WHT = VCHIP FWD)
- 8 ----> 8 (VIO/WHT = SPARE I/O)
- 9 ----> N/C
- 10 ----> N/C

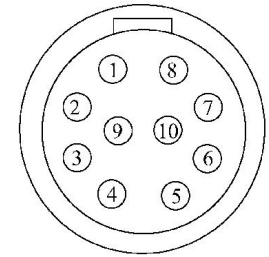
10 POSITION FEMALE HIROSE
CONNECTOR P/N: HR10A-10P-10S(73)

10 POSITION MALE HIROSE
CONNECTOR P/N: HR10A-10J-10P(73)


FRONT VIEW OF
PLUG CONNECTOR



FRONT VIEW OF
JACK CONNECTOR



THIS DRAWING IS THE PROPERTY OF DEPOTSTAR INC., AND MAY NOT BE USED, COPIED OR DISCLOSED TO OTHERS WITHOUT PERMISSION.

| | | |
|------------------------------|---|--|
| MATERIAL | TOLERANCE METRIC .X= .XX= .XXX= .010 DECIMAL .XX=.010 .XXX=.005 |  RAMSEY MINNESOTA |
| FINISH | ANGLE DIM. + - 1/2 | |
| REF. DRAWINGS WHERE USED: | MODEL NO. 000 | TITLE AOA Extension Display Cable for AOA Interface Module with Enhanced Audio |
| | ECO NUMBER 000 | |
| NO. REQD PER UNIT | DRAWN BY XP | DATE 03/16/07 |
| | CHECKED | SCALE N/A |
| | | SIZE B |
| | | DRAWING NO. AOA-4029EXT |
| | | REV. 000 |