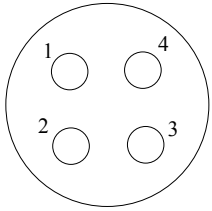
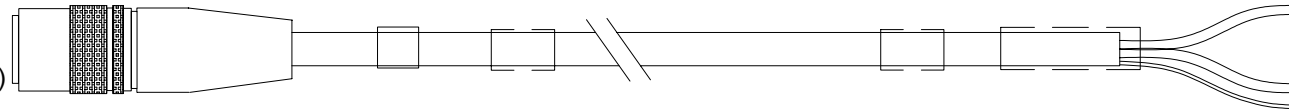


# REAR VIEW OF CONNECTOR OR SOLDER VIEW

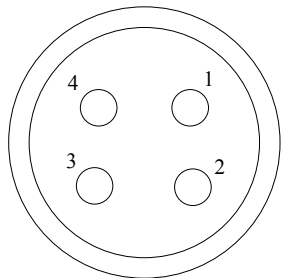
4 POSITION FEMALE HIROSE CONNECTOR P/N: HR10A-7P-4S(73)



- 1 -----> WHITE WIRE (POWER)
- 2 -----> WHITE/BLUE WIRE (GROUND)
- 3 -----> SHIELD (DRAIN)
- 4 -----> NC




# FRONT VIEW OF CONNECTOR



REVISIONS			PARTS LIST			
REV	DATE	DESCRIPTION	ITEM	QUAN	PART NUM	DESCRIPTION
A	07/25/11					

THIS DRAWING IS THE PROPERTY OF DEPOTSTAR INC., AND MAY NOT BE USED, COPIED OR DISCLOSED TO OTHERS WITHOUT PERMISSION.

MATERIAL	TOLERANCE METRIC .X=.XX=.010 .XX=.XXX=.005 ANGLE DIM. + - 1/2	 <b>RAMSEY</b> MINNESOTA
FINISH	MODEL NO. 000	
REF. DRAWINGS WHERE USED:	ECO NUMBER 000	TITLE <b>AOA 1000 POWER CABLE</b>
	DRAWN BY XP DATE 03/16/07	SIZE B
NO. REQD PER UNIT	CHECKED SCALE N/A	DRAWING NO. <b>AOA-4028</b>
		REV. <b>A</b>